

1. E-Auction Portal Signup & Bidding Process

Web portal for e-Auction at Haryana Single e-Procurement portal at <https://haryanaeprocurement.gov.in>

1. **Signup:** Bidder must required to create a login ID and password on the e-Procurement Portal by providing the basic information. Signup on the portal is free. Bidder has to create the login account for participating online into e- auction.

After filling up all the required details carefully, bidder has to click on submit button in order to complete the Sign-up process.

On completion of the Sign-up process, bidder will receive a registration activation mail on the registered email ID.

The screenshot shows the homepage of the Government of Haryana eProcurement (DEMO) portal. The header includes the Government of Haryana logo, the text "Government of Haryana eProcurement (DEMO)", and navigation links for "Login" and "Sign Up". Below the header is a blue navigation menu with items: Home, System Requirements, How to .. ?, Downloads, Tender Forms, Departments, FAQ, Haryana, and Contact Us. The main content area is divided into several sections: "Latest News" (empty), "Search Events" (with input fields for Tender ref No., All Category, and All Department, and buttons for Search and Advanced), "Total Live Events(1)" (a table with columns for Tender No., Reference No., Description, Department, and Last Date of Bid Submission), "Portal Statistics" (showing Total no. of Tenders :- 283 and Total no. of Bidders :- 34), and "Corrigendums/Addendums" (empty).

The screenshot shows the "Contractor Registration Form" with the following fields and values:

First Name *	Kanwarjeet	
Last Name *	Singh	
Company Name *	Nex	
Username *	testbidder6	
Password *	
Confirm Password *	
Security Question *	Cop	
Security Answers *	Sheriff	
Discipline *	Auction	
Email *	testbidder6@gmail.com	
Secondary Email	.kunwarjeetsingh@hotmail.c	
PAN *	CZDPS0707E	E.g. ABCFE1234A
Telephone *	01722582009	
Fax	01722582008	
Mobile	9592259876	
City *	Panchkula	

State* Haryana

Country* India

Vendor Category*

- NSIC
- Select Vendor Category--
- NSIC
- SSI
- OPEN**
- EMD Exempted
- Partial EMD Exempted

Company Office Address*

SCC No. 9, Sector 16, 2nd Floor

 Select All

 HSIDC

 HVPNL

 HSRDC

 DAKSHIN HARYANA BJLI VITRAN NIGAM LIMITED

 UTTAR HARYANA BJLI VITRAN NIGAM LIMITED

 POWER GENERATION CORPORATION LIMITED

 ROADWAYS ENGINEERING CORPORATION

 HARYANA TRANSPORT DEPARTMENT

 DSND

 Drag to order


Government of Haryana
eProcurement (DEMO)

Help Line 1800-180-2097
 Email: chandigarh@nextenders.com

[Home](#) | [System Requirements](#) | [How to .. ?](#) | [Downloads](#) | [Tender Forms](#) | [Departments](#) | [FAQ](#) | [Haryana](#) | [Contact Us](#)

Signup Successfully.

Welcome to HARYANA e-Tenders Portal. Thank you for registering with <https://demoharyana.etenders.in>
 You will receive a confirmation email shortly on your registered email address.

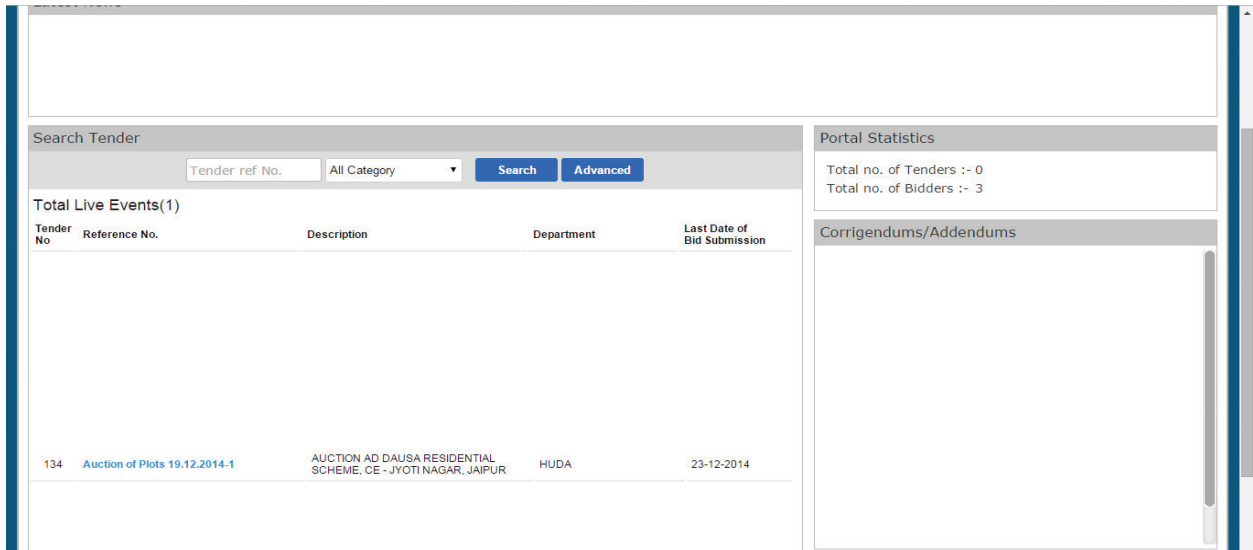
Thank you,
 HARYANA e-Tenders Team

Best view in 1360x768 Resolution | [Privacy Policy](#) | [Contact Us](#) | Copyright © 2014 Government of Haryana eProcurement | Powered by **nextENDERS**

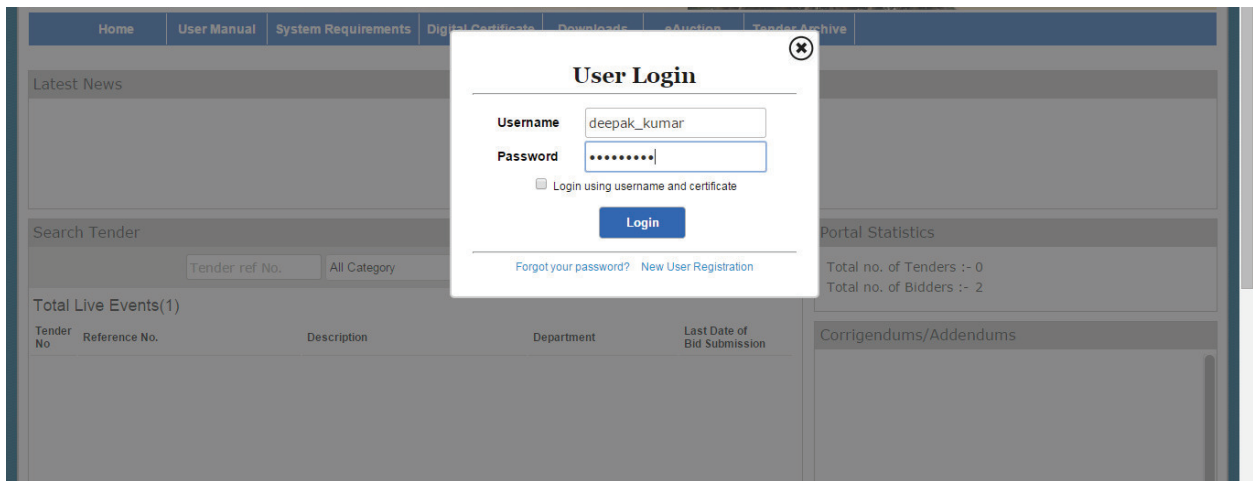
Note: (a) In case of Individual the bidder must enter his/her name or mention Individual against company Name.

(b) For vendor Category select 'OPEN' from the drop-down.

2. **Search Auction:** Bidder can view the live auction events and download the related documents without login to the portal.



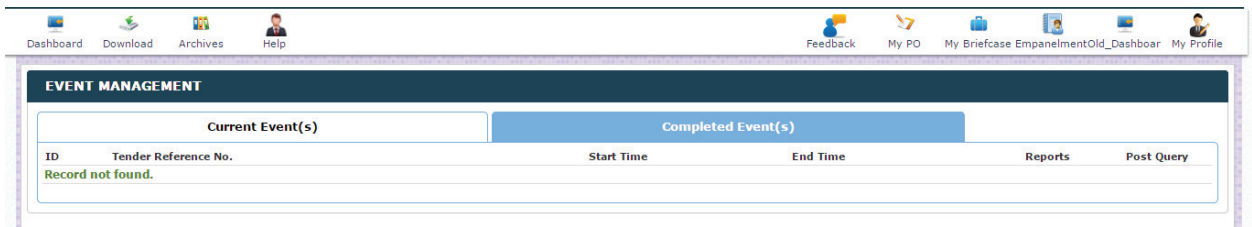
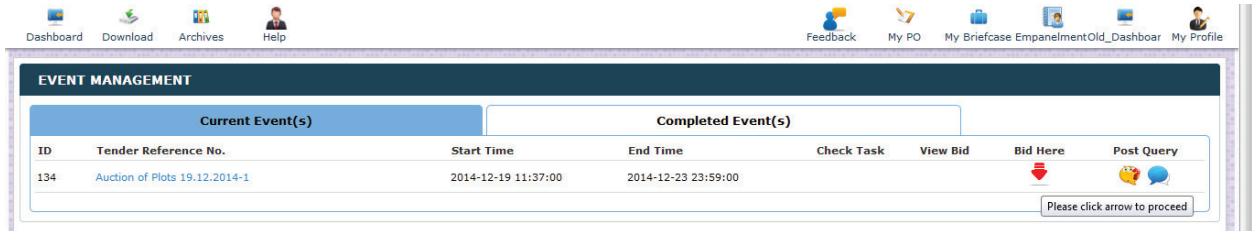
3. **Bidder Login.** Login to the eAuction portal for online participation on Auction event. Interested bidders have to enter their online registered login ID and password with the portal. If the bidder forgets his/her password, the same can be retrieved by clicking on the “forget your password” link at the website, and thereby furnish their registered security question and answer to recover password at the e–Auction website. After receiving the correct security question and answer, bidder will receive auto-generated email from the system containing the password reset link.



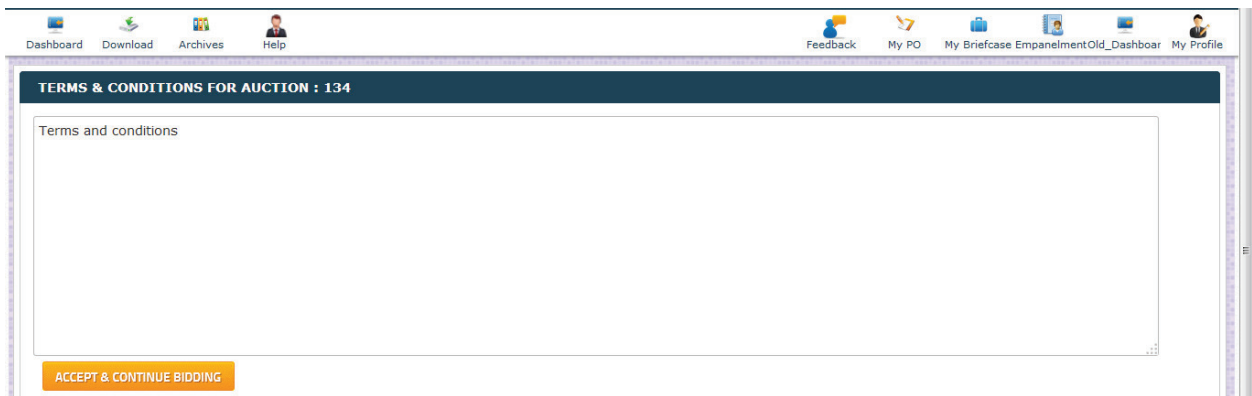
4. **Dashboard.** After successful login, bidder will be redirected to the dashboard. Dashboard is divided into 2 Sections.
 - a. **Current Events.** Current events will display the live auctions. Bidder can be able to participate in any of the live auction as per the scheduled date and time.

- b. **Completed Events:** Once the auction will be concluded, it will shown in this section Current event tab. Bidder can check for the reports in this section after the auction will be concluded.

Bidder has to click on “Bid Here” link in order to bid on the auction he/she wish to participate.



5. **Acceptance of terms and conditions:** Bidder has to read carefully & accept the auction terms and conditions before bidding online on the e-Auction portal. And the bidder will be redirected to the e-Payment page.

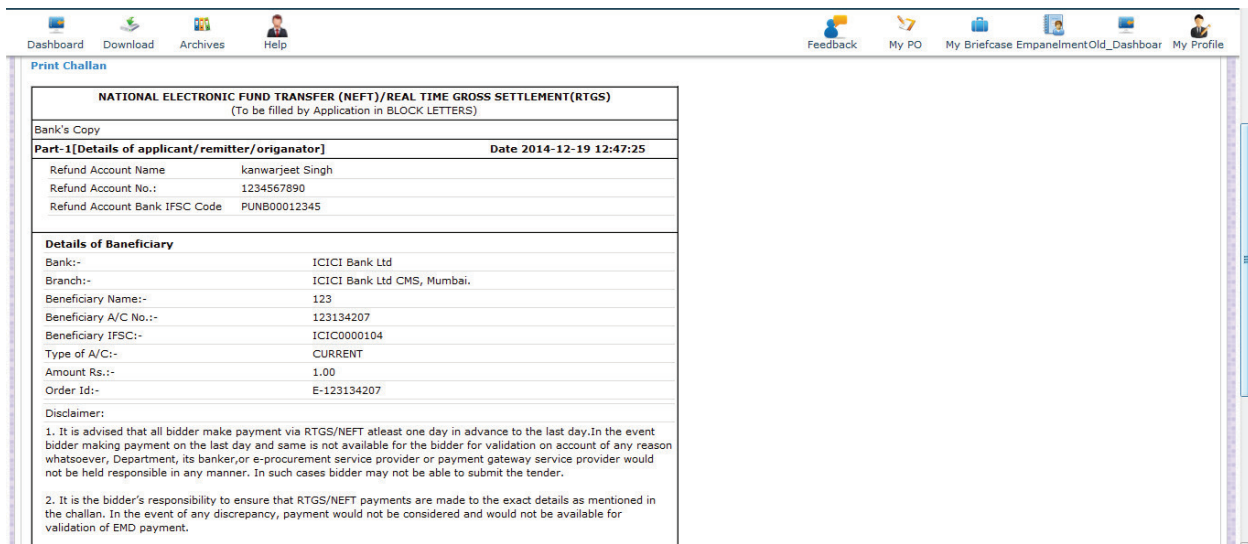
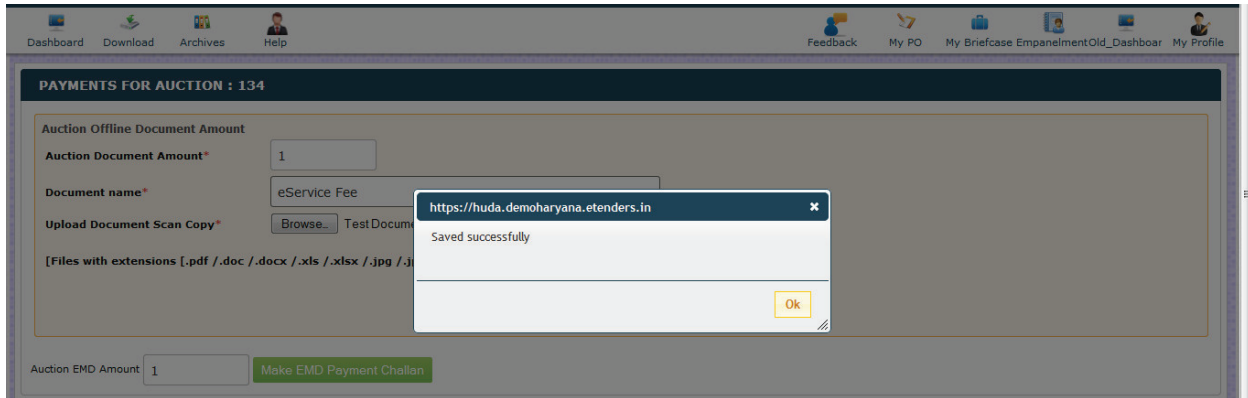


6. **Online payment for eService and EMD/ Registration fee:** Bidder is mandatorily required to pay eService fee of Rs. 1000/- using the online payment gateway through their Debit Card/Internet Banking.


For EMD/Registration fee payment bidders can have the option to make online payment of the amount through Debit Card/Internet Banking/RTGS/NEFT/OTC.

To make payment through RTGS/NEFT/OTC a pre-filled Challan shall be generated at the e-Auction portal for EMD/Registration fee payment. And remit the funds at least T+1 working day in advance to the closing date of e-Bidding.

So therefore all the intending bidders are require submitting of their EMD / Registration fee amount well in advance keeping in view the closing date & time of the e-Auction event / Online Registration.



7. Auction Bidding: Once the e- challan generated by respective bidder is verified by the system, he/she can enter into the online auction hall by clicking on the button “Go for Auction Bid”.



On the bidding page, bidder is required to bid on the auction. Bidder can check for the Auction Documents/attachments in the real time. Page can also have a view to see the time remaining in the auction bidding.

The screenshot displays a web application interface for an auction. At the top, there is a navigation bar with links for Dashboard, Download, Archives, Help, Feedback, My PO, My Briefcase, EmpanelmentOld_Dashboar, and My Profile. Below this is a header section titled "ITEM(S) OF AUCTION". A green banner indicates "Auction started".

Auction details are as follows:

- Auction ID:** 134
- Auction Starts:** 2014-12-19 11:37:00
- Auction Ends:** 2014-12-23 23:59:00
- Time Remaining:** 4 Days 11 Hours 3 Minutes 55 Seconds
- Status:** Started
- No of extension:** 0

The main content area features a table with the following columns: Item Name, Opening Price, Last Bid, Bid Price, and Operation.

Item Name	Opening Price	Last Bid	Bid Price	Operation
AUCTION AD DAUSA RESIDENTIAL SCHEME, CE - JYOTI NAGAR, JAIPUR Full View 	200000.00 Lacs			<input type="text" value="Price"/> Rs. <input type="button" value="Place Bid"/> Next bid price: 200002.00 Thousands Bid Inc.: 2.00 Thousands Reserve Price: 200000.00 Lacs Max. Inc. Per Bid: 5

2. Closing

Closing takes place automatically or at the instance of the initiator as per business rules governing the auction.

3. Account Management

- The buyer accounts can be added, modified and deleted
- The buyer to category amenability can be carried out

There is also provision to provide a host of information through the following features:

- Auction Hall View and Bidding form for bidders
- Auction hall View for buyer
- Graphical Representation of in progress Auctions
- Automatic Refreshing of the screen
- Real Time saving analysis
- Conversion of Bid History reports to excel or txt formats
- Auto scaling graph
- Message Tickers
- Reverse clock timer