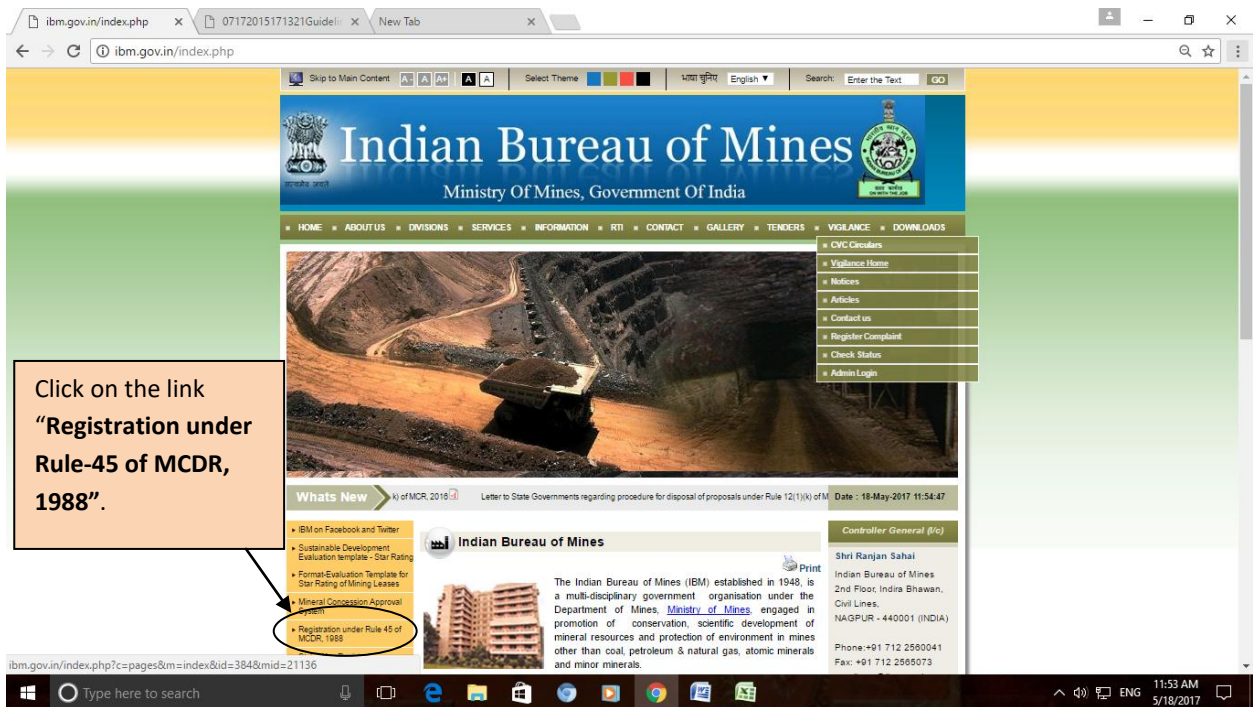


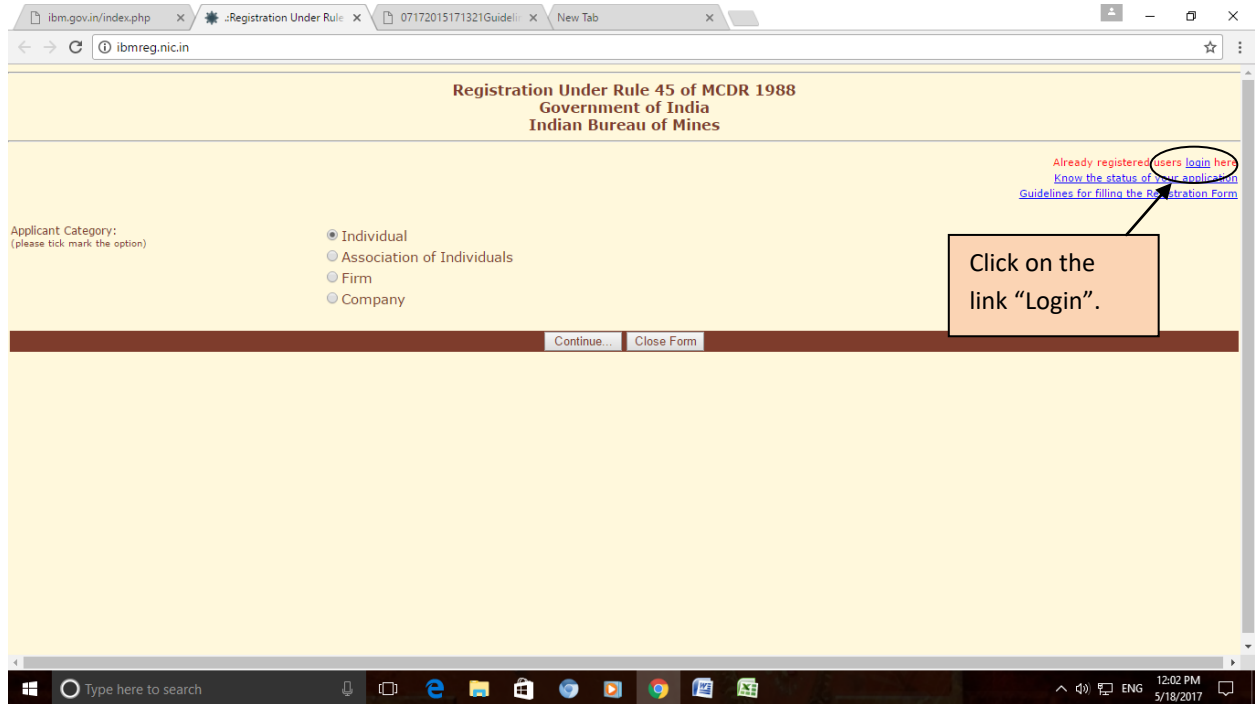
FLOWCHART TO RESET PASSWORD FOR FORM – M TO GENERATE USER-ID’S/ PASSWORDS FOR VARIOUS PLANTS FOR FILING OF RETURNS (i.e. FORM-O & N)

In case you forgot your password to access Form-M details (to update/ add plants, Reference Part-I of “guidelines to file Form - O & N”) or Manage User details (to generate user id’s/ password for various plants, Reference Part-II of “guidelines to file Form - O & N”). In such case, you may reset your password by following the steps as below:

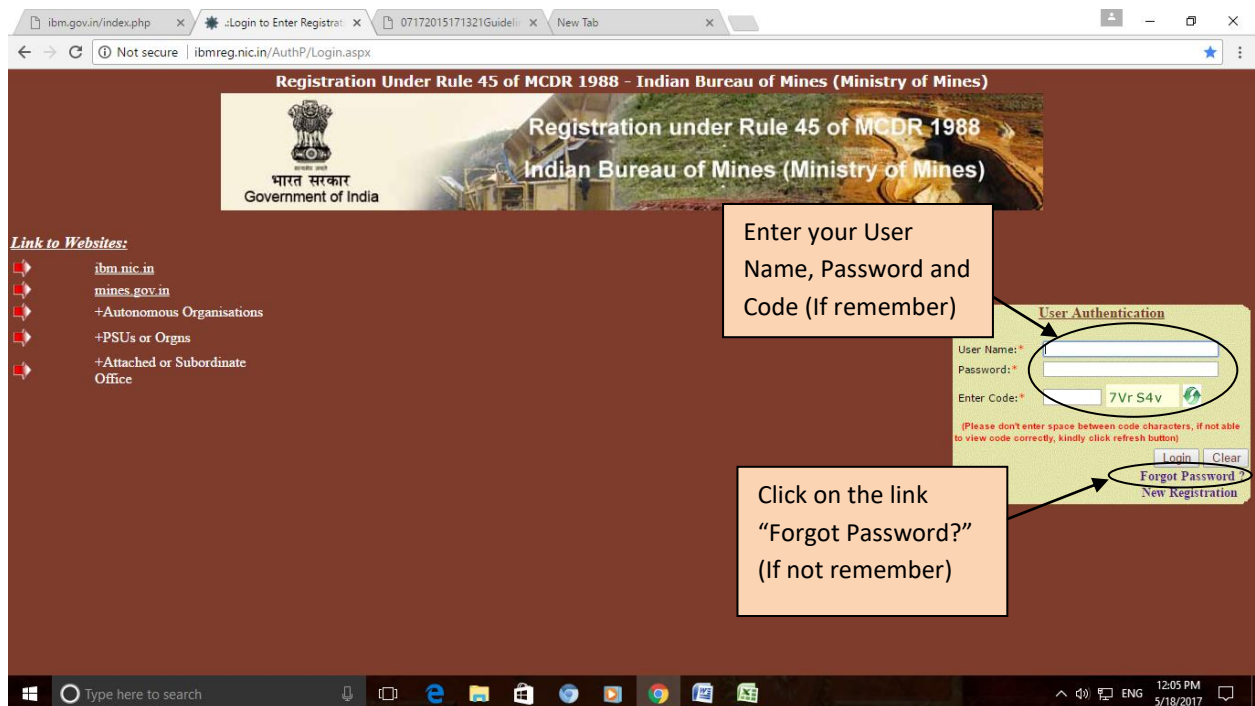
Step1: Open the website of Indian Bureau of Mines i.e. <http://ibm.gov.in/index.php>. Click on the link “**Registration under Rule-45 of MCDR, 1988**” (see in yellow panel at left side). You will be prompted for “**This is external link. Are you sure you want to continue?**” click “**ok**”.



Step2: Click on "login" (at top right side of screen).



Step3: Enter User Name (which is your application id i.e. mid number of Registration Number as allotted by IBM, for example if your registration number is IBM/57/2011 than your User Name will be 57) & password (as provided by IBM, if remember) and code (as shown). If you **don't know the password than click on "Forgot Password?" link.**



Step4: Enter your application id (i.e. mid number of Registration Number as allotted by IBM, for example if your registration number is IBM/57/2011 than your application id will be 57) and registered email id.

The screenshot shows a web browser window with the URL ibmreg.nic.in/AuthP/ForgetPassword.aspx. The page title is "Reset Your Password". Below the title, there is a section for "Mandatory Fields". The instructions state: "Please enter email address which was provided at the time of registration and Application Id which was generated after submitting application to receive your reset password." There are two input fields: "Application ID:*" with the value "57" and "Email ID:*" with the value "mms@ibm.gov.in". Below the fields are "Submit" and "Cancel" buttons. A callout box with an arrow pointing to the Application ID field contains the text: "Enter 'Application ID' and Registered Email Address."

Step5: At last, if the credentials as entered by you are correct than it show you the "Security Question" and a text box to enter the answer of the same (as provided by you at the time of registration).

The screenshot shows a web browser window with the URL ibmreg.nic.in/AuthP/ResetPassword.aspx. The page title is "Reset Your Password". Below the title, there is a section for "Mandatory Fields". The instructions state: "Please enter answer security question which was provided at the time of registration to receive your reset password." There are two input fields: "Security Question:*" with the value "what was your first phone number ?" and "Answer:*" which is empty. Below the fields are "Submit" and "Cancel" buttons. A callout box with an arrow pointing to the Answer field contains the text: "Enter answer to 'Security Question'".

Step6: **“Excellent”**, this will complete your process to reset your Password to access Form-M. In case you forgot answer to secret question, than email us at (tms@ibm.gov.in, cme@ibm.gov.in and gsharma@ibm.gov.in) or contact us at 0712-2565471 for resetting the same.